


## Midfield Satellite Course North

Data Received Through: September 30, 2018 - Data Source: Contractor's LCP Tracker Report


Prime Contractor: Turner-PCL

Subcontractor Name	Total Community Sponsorships	 HIRE LAX Graduates	Total Impact Workers	Total Local Workers	Total Workers	Local Hire % (Headcount)	
American Air Balance Co., Inc.	0	0	1	1	1	100.0%	=
Palp Inc., dba Excel Paving Company	0	0	0	1	1	100.0%	=
West Coast Firestopping, Inc.	0	0	1	4	4	100.0%	=
XL Fire Protection	0	0	1	4	5	80.0%	=
L.Riley Trucking	0	0	2	24	31	77.4%	=
CSI Electrical Contractors, Inc.	0	0	0	3	4	75.0%	=
Top End Constructors	0	0	0	3	4	75.0%	NEW
SR BRAY LLC dba Power Plus	0	0	0	2	3	66.7%	=
24 Hour Sweeping, Inc.	0	0	1	7	11	63.6%	=
PCL Construction Services - A/TPJV	3	0	7	24	38	63.2%	=
LA Excavating, Inc. dba Alward Equipment	0	0	2	12	20	60.0%	=
Techno Coatings	0	0	0	4	7	57.1%	↑
KDC Inc., dba Dynalectric	0	0	8	25	44	56.8%	↑
Control Air Conditioning Corp.	3	1	2	34	60	56.7%	=
Zolnay Insulation, Inc.	0	0	0	7	13	53.8%	=
GEC2	0	0	7	21	40	52.5%	↓
Cor-Ray Painting Co.	0	0	0	6	12	50.0%	=
Thyssenkrupp Airport Systems, Inc.	0	0	1	1	2	50.0%	=
Valley Waterproofing, Inc.	0	0	0	1	2	50.0%	=
Helix Electric, Inc.	1	1	9	48	101	47.5%	↑
Building Electronic Controls, Inc.	0	0	1	7	15	46.7%	↑
Glow Electric	0	0	3	6	13	46.2%	=
PCL Construction B- Tunnel/Concrete	7	3	3	10	22	45.5%	↓
Cowelco	1	0	2	8	18	44.4%	↓
Taft Electric Company	0	0	7	15	34	44.1%	=
ISEC, Inc.	0	0	3	11	25	44.0%	↓
Courtney Inc.	0	0	0	3	7	42.9%	=

## Midfield Satellite Course North

Data Received Through: September 30, 2018 - Data Source: Contractor's LCP Tracker Report


Prime Contractor: Turner-PCL

Subcontractor Name	Total Community Sponsorships	 HIRE LAX Graduates	Total Impact Workers	Total Local Workers	Total Workers	Local Hire % (Headcount)	
SE Pipeline Construction	0	0	1	6	14	42.9%	=
California Earth Transport, Inc.	0	0	9	59	139	42.4%	↑
R&R Masonry, Inc.	0	0	1	8	19	42.1%	↓
Direct AV	0	0	2	5	12	41.7%	=
Infinity Drywall Contracting, Inc.	1	1	0	5	12	41.7%	=
Environmental Construction Group, Inc.	0	0	0	7	17	41.2%	↓
TeraBand Technologies, Inc.	0	0	1	11	27	40.7%	↑
Murrco Construction, Inc.	2	0	3	13	32	40.6%	↓
Conti Corporation	0	0	0	6	15	40.0%	=
Martin Bros./Marcowall, Inc.	0	0	1	2	5	40.0%	↑
Safe Scaffolding	0	0	2	6	15	40.0%	=
Concrete Coring Company	0	0	1	7	18	38.9%	↑
San-Mar Construction Co., Inc.	3	0	1	30	78	38.5%	↓
Vellutini Corp dba Royal Electric Company	0	0	1	8	21	38.1%	=
Comet Electric	0	0	1	12	32	37.5%	↓
Alert Insulation Co., Inc.	0	0	1	7	19	36.8%	=
Penhall Company	0	0	2	19	52	36.5%	↑
Coast Insulation Contractor, Inc. dba Coast Building Products	0	0	0	4	11	36.4%	=
Tahlequah Steel	0	0	5	18	50	36.0%	=
Saddleback Waterproofing	0	0	2	11	31	35.5%	=
Wolverine Fire Protection Co	4	4	5	8	23	34.8%	↑
Martinez Steel Corporation	0	0	0	18	52	34.6%	↑
NorthStar Contracting Group, Inc.	0	0	0	12	35	34.3%	=
Bielski Specialty Services, Inc.	0	0	0	1	3	33.3%	=
Blue Iron Foundations & Shoring LLC	0	0	1	2	6	33.3%	NEW
Farwest Insulation Contracting	0	0	2	2	6	33.3%	=
Nold's Equipment	0	0	1	1	3	33.3%	=
Northwest Excavating, Inc.	0	0	0	1	3	33.3%	=

## Midfield Satellite Course North

Data Received Through: September 30, 2018 - Data Source: Contractor's LCP Tracker Report


Prime Contractor: Turner-PCL

Subcontractor Name	Total Community Sponsorships	 HIRE LAX Graduates	Total Impact Workers	Total Local Workers	Total Workers	Local Hire % (Headcount)	
Southwest Steel of California, Inc.	0	0	1	11	33	33.3%	↑
Steve Bubalo Construction Co.	2	0	4	11	33	33.3%	=
Upland Contracting, Inc.	0	0	0	2	6	33.3%	=
Gonsalves & Santucci dba Conco	2	0	10	97	298	32.6%	↑
Best Contracting Services, Inc.	0	0	7	41	126	32.5%	↓
Bagatelos Glass Systems, Inc.	3	1	1	11	34	32.4%	=
RJ&J Construction, Inc.	0	0	3	9	28	32.1%	=
Borbon, Inc.	0	0	3	7	22	31.8%	↑
Crown Fence Co.	0	0	1	13	41	31.7%	=
Mike Zarp, Inc.	0	0	3	12	39	30.8%	↓
Gerdau Reinforcing Steel	4	0	8	42	137	30.7%	↑
Malcolm Drilling Co., Inc.	0	0	4	19	62	30.6%	=
Griffith Company	2	0	10	52	175	29.7%	=
Granite Construction Company	3	0	17	81	276	29.3%	↑
Limbach Company LC	0	0	5	27	92	29.3%	↓
Machado & Sons Construction, Inc.	0	0	1	2	7	28.6%	=
Pan-Pacific Mechanical	0	0	0	5	18	27.8%	↑
Allied Steel Co., Inc.	1	1	4	15	55	27.3%	↓
Bryton Engineering & Grading, Inc. dba Premiere	0	0	1	6	22	27.3%	=
Brady Company	0	0	1	7	26	26.9%	↓
Premier Tile & Marble	0	0	0	4	15	26.7%	↓
McGuire Contracting, Inc.	2	1	3	44	166	26.5%	↓
Anning-Johnson Company	1	0	3	9	34	26.5%	↓
Shoring Engineers	0	0	2	33	126	26.2%	↑
Performance Contracting, Inc.	0	0	10	34	130	26.2%	↓
A Power Sweeping, Inc.	0	0	0	1	4	25.0%	=
Conco Pumping, Inc.	1	0	1	6	24	25.0%	↓
Karcher Insulation, Inc.	0	0	1	1	4	25.0%	↓

## Midfield Satellite Course North

Data Received Through: September 30, 2018 - Data Source: Contractor's LCP Tracker Report


Prime Contractor: Turner-PCL

Subcontractor Name	Total Community Sponsorships	 HIRE LAX Graduates	Total Impact Workers	Total Local Workers	Total Workers	Local Hire % (Headcount)	
Kellar Sweeping, Inc.	0	0	0	1	4	25.0%	=
LNA Concrete Structures, Inc.	0	0	1	4	16	25.0%	=
Merli Concrete Pumping	0	0	0	4	16	25.0%	=
NOR-CAL Pipeline Services	0	0	1	9	36	25.0%	↓
PG Cutting Services	1	0	0	2	8	25.0%	=
Throop Lightweight Fill, Inc.	0	0	0	1	4	25.0%	=
McDonough Construction Rentals, Inc.	0	0	0	3	13	23.1%	=
Muhlhauser Steel, Inc.	0	0	1	8	35	22.9%	↑
Austin Enterprise	0	0	0	5	22	22.7%	=
Crown Corr, Inc.	0	0	1	4	18	22.2%	↓
Schuff Steel	4	1	6	34	159	21.4%	↓
Commercial Scaffolding of CA, Inc.	0	0	0	4	19	21.1%	=
Orange County Plastering Company	1	1	5	9	44	20.5%	↓
Applied Engineering Concepts	0	0	0	1	5	20.0%	=
Bill Carr Surveys, Inc.	0	0	0	1	5	20.0%	=
Blois Construction, Inc.	1	0	1	9	45	20.0%	↓
Signature Flooring, Inc.	0	0	0	1	5	20.0%	↑
TechCorr USA Management, LLC	0	0	0	1	5	20.0%	=
Martin Integrated	0	0	0	5	26	19.2%	↑
Otis Elevator Company	0	0	2	13	71	18.3%	↓
Karcher Interiors Systems, Inc.	0	0	1	2	11	18.2%	↓
Bigge Crane and Rigging Co.	0	0	2	3	17	17.6%	=
Traffic Management, Inc.	0	0	0	3	17	17.6%	↑
GeoDesign, Inc.	0	0	1	2	12	16.7%	=
South Coast Specialty Construction	0	0	0	1	6	16.7%	↓
Vertical Access, Inc.	0	0	1	7	44	15.9%	↑
RR Leonard Company	0	0	0	1	7	14.3%	=
Sterndahl Enterprises, Inc.	0	0	2	5	35	14.3%	=

## Midfield Satellite Course North

Data Received Through: September 30, 2018 - Data Source: Contractor's LCP Tracker Report


Prime Contractor: Turner-PCL

Subcontractor Name	Total Community Sponsorships	 HIRE LAX Graduates	Total Impact Workers	Total Local Workers	Total Workers	Local Hire % (Headcount)	
RJ Lalonde, Inc.	0	0	2	2	15	13.3%	=
Ampco North, Inc.	0	0	0	1	8	12.5%	=
Pfeiler & Associates Engineers, Inc.	0	0	0	2	16	12.5%	=
RMA Group, Inc.	0	0	1	3	25	12.0%	↓
Savala Equipment Company, Inc.	0	0	0	2	20	10.0%	=
Doty Bros. Construction Co.	0	0	1	1	12	8.3%	=
Badger Daylighting	0	0	0	1	14	7.1%	NEW
United Riggers & Erectors, Inc.	0	0	0	1	15	6.7%	=
Maxim Crane Works	0	0	1	1	17	5.9%	↓
Murray Company	0	0	0	2	46	4.3%	↓
Bragg Crane Service	0	0	0	2	49	4.1%	↓
Addison Equipment Rental	0	0	0	0	2	0.0%	=
Antigo Construction, Inc.	0	0	0	0	2	0.0%	=
ARS Construction Services, Inc. dba Concrete Cutting Intl.	0	0	0	0	2	0.0%	=
Ayala Boring, Inc.	0	0	0	0	10	0.0%	=
BHC Crane, LLC	0	0	0	0	16	0.0%	=
Cascade Drilling, LP	0	0	0	0	5	0.0%	=
Century Sweeping, Inc.	0	0	0	0	3	0.0%	=
Cindy Trump Inc., dba Lindy's Cold Planing	0	0	0	0	2	0.0%	=
Connor Concrete Cutting and Coring	1	0	0	0	6	0.0%	=
Crane Rental Service, Inc.	0	0	0	0	36	0.0%	=
Dean's Certified Welding, Inc.	0	0	0	0	15	0.0%	=
FasTrack Rentals, Inc.	0	0	0	0	2	0.0%	=
Fine Grade Equipment, Inc.	0	0	0	0	6	0.0%	=
G&F Concrete Cutting, Inc.	0	0	0	0	1	0.0%	=
Golden State Boring & Pipe Jacking, Inc.	0	0	0	0	4	0.0%	=
Griffin Contract Dewatering, LLC	0	0	0	0	5	0.0%	=
Karcher Firestopping, Inc.	0	0	0	0	1	0.0%	NEW

## Midfield Satellite Course North

Data Received Through: September 30, 2018 - Data Source: Contractor's LCP Tracker Report

Prime Contractor: Turner-PCL

Subcontractor Name	Total Community Sponsorships	 HIRE LAX Graduates	Total Impact Workers	Total Local Workers	Total Workers	Local Hire % (Headcount)	
Koppl Pipeline Services, Inc.	0	0	0	0	4	0.0%	=
Matt Chlor, Inc.	0	0	0	0	1	0.0%	NEW
MB Professional Service, Inc.	0	0	0	0	6	0.0%	=
Mr. Crane, Inc.	0	0	0	0	12	0.0%	=
Newman Backhoe Service, Inc.	0	0	0	0	1	0.0%	=
PCI	0	0	0	0	5	0.0%	NEW
PSC Industrial Outsourcing LP	0	0	0	0	7	0.0%	=
Reliable Construction Services, LLC	0	0	0	0	13	0.0%	=
Rouch Rebar, Inc.	0	0	0	0	3	0.0%	=
Sign Age Identity Systems, Inc.	0	0	0	0	4	0.0%	=
Socal Pacific Construction Corp. dba National Coating & Lining Co.	0	0	0	0	5	0.0%	=
Ultra Welding, Inc.	0	0	0	0	6	0.0%	=
W.A. Rasic Construction Company, Inc.	0	0	0	0	2	0.0%	=
Warren Collins & Associates, dba Collins Company	0	0	0	0	4	0.0%	=
WMB & Associates	0	0	0	0	3	0.0%	=
	54	15	238	1344	4456	30.2%	↓

**LAX PLA Article III, Section 6 Contractor Hiring Obligations** - . . . to maximize the employment of qualified local persons residing within the area of the Project, with the goal that at least 30% of each contractor's employees hired under this Agreement shall be either residents of the cities immediately adjacent to LAX or of the City of Los Angeles ("local residents"). Contractors shall develop a hiring plan and maintain records of their compliance efforts.