


Delta Skyway Program II

Data Received Through: November 30, 2019 - Data Source: Contractor's LCP Tracker Report


Prime Contractor: Hensel Phelps

Subcontractor Name		Reported Community Sponsorships	 HIRE LAX Graduates	Total Impact Workers	Total Local Workers	Total Workers	Local Hire % (Headcount)
Bill Glore Inc	NEW	0	0	N/A	1	1	100.0%
XL Fire Protection		0	0	N/A	2	2	100.0%
El Prado Cleaning Service		0	0	N/A	19	27	70.4%
Corradini Corp		0	0	N/A	2	3	66.7%
Gerdau Reinforcing Steel / CMC Rebar West		0	0	N/A	5	9	55.6%
Birdi & Associates, Inc.		0	0	N/A	2	4	50.0%
Cosco Fire Protection, Inc.		0	0	N/A	5	10	50.0%
Direct AV		0	0	N/A	5	10	50.0%
Lawrence W Rosine Co.		0	0	N/A	1	2	50.0%
Wagner Engineering & Survey Inc.	NEW	0	0	N/A	3	6	50.0%
Best Contracting Services Inc		0	0	N/A	4	9	44.4%
Gonsalves & Santucci Inc DBA Conco Pumping		0	0	N/A	4	9	44.4%
Building Electronic Controls		0	0	N/A	3	7	42.9%
Infinity Drywall		0	0	N/A	18	43	41.9%
Limbach Company LP		0	0	N/A	5	12	41.7%
Morrow Meadows Corporation		1	1	N/A	33	80	41.3%
GGG Demolition, Inc.		0	0	N/A	9	22	40.9%
California Earth Transport Inc		0	0	N/A	29	74	39.2%
Hensel Phelps Construction Co		0	0	N/A	21	57	36.8%
Nevell Group Inc		0	0	N/A	8	22	36.4%
Morrow Meadows Corporation (2)		0	0	N/A	23	64	35.9%
Matrix Environmental, Inc.		0	0	N/A	29	86	33.7%
Bonas Company		0	0	N/A	1	3	33.3%
GecTwo Inc		0	0	N/A	3	9	33.3%
BrandSafway Services		0	0	N/A	6	19	31.6%
Washington Iron Works		0	0	N/A	10	32	31.3%
Condon Jonson & Associates, Inc		0	0	N/A	10	33	30.3%

Delta Skyway Program II

Data Received Through: November 30, 2019 - Data Source: Contractor's LCP Tracker Report


Prime Contractor: Hensel Phelps

Subcontractor Name	Reported Community Sponsorships	 HIRE LAX Graduates	Total Impact Workers	Total Local Workers	Total Workers	Local Hire % (Headcount)	
ISEC, Inc.	0	0	N/A	3	10	30.0%	
Site Solution Services, Inc.	0	0	N/A	2	7	28.6%	
Rosendin Electric	0	0	N/A	13	47	27.7%	
Zolnay Insulation Inc	0	0	N/A	1	4	25.0%	
Murray Company	0	0	N/A	25	107	23.4%	
Granite Construction Company	0	0	N/A	6	26	23.1%	
Pan Pacific Mechanica, LLC	0	0	N/A	2	9	22.2%	
NorCal Pipeline Services, Inc.	0	0	N/A	3	14	21.4%	
Performance Contracting Inc.	0	0	N/A	6	29	20.7%	
Centerline Concrete Cutting	0	0	N/A	1	5	20.0%	
Concrete Coring Company	0	0	N/A	1	5	20.0%	
Comet Electric	0	0	N/A	1	6	16.7%	
Environmental Construction Group	0	0	N/A	2	13	15.4%	
Shoring Engineers	0	0	N/A	2	15	13.3%	
Xcel Mechanical System Inc.	0	0	N/A	1	10	10.0%	
Badger Daylighting Corp	0	0	N/A	2	29	6.9%	
Air Balance Co, Inc.	0	0	N/A	0	1	0.0%	
Brymax Construction Services	0	0	N/A	0	7	0.0%	
C.A. Buchen Corp	0	0	N/A	0	6	0.0%	
Climatec	0	0	N/A	0	1	0.0%	
Connor Concrete Cutting and Coring	0	0	N/A	0	6	0.0%	
Exsell Sales Associates	0	0	N/A	0	2	0.0%	
Inspection Resources Co	0	0	N/A	0	2	0.0%	
Lonestar West Services LLC	0	0	N/A	0	1	0.0%	
Merli Concrete Pumping	0	0	N/A	0	1	0.0%	
Mr. Crane Inc	NEW	0	0	N/A	0	5	0.0%
Penhall Compancy (Sub to Concrete Coring)	0	0	N/A	0	2	0.0%	
Premier Interior Dev., Inc.	0	0	N/A	0	3	0.0%	

Delta Skyway Program II

Data Received Through: November 30, 2019 - Data Source: Contractor's LCP Tracker Report

Prime Contractor: Hensel Phelps

Subcontractor Name	Reported Community Sponsorships	 HIRE LAX Graduates	Total Impact Workers	Total Local Workers	Total Workers	Local Hire % (Headcount)
R.J. Lalonde Inc	0	0	N/A	0	1	0.0%
RMA Group	0	0	N/A	0	4	0.0%
So-Cal Insulation	0	0	N/A	0	1	0.0%
	1	1	0	332	1034	32.1%

LAX PLA Article III, Section 6 Contractor Hiring Obligations - . . . to maximize the employment of qualified local persons residing within the area of the Project, with the goal that at least 30% of each contractor's employees hired under this Agreement shall be either residents of the cities immediately adjacent to LAX or of the City of Los Angeles ("local residents"). Contractors shall develop a hiring plan and maintain records of their compliance efforts.