


# United Airlines East Hangar Redevelopment

Data Received Through: April 30, 2020 - Data Source: Contractor's LCP Tracker Report


Prime Contractor: AECOM Hunt

Subcontractor Name	Reported Community Sponsorships	 HIRE LAX Graduates	Total Impact Workers	Total Local Workers	Total Workers	Local Hire % (Headcount)
CA Signs	0	0	0	2	2	100.0%
Conco Pumping DBA Gonzalves & Santucci	0	0	1	2	2	100.0%
Fast Foward Concrete Cutting, Inc.	0	0	0	1	1	100.0%
Koppl Pipeline Services, Inc.	0	0	0	1	1	100.0%
Raymond Trucking	0	0	0	1	1	100.0%
TEC MANAGEMENT CONSULTANTS, INC.	0	0	8	15	19	78.9%
Farwest Insulation Contracting	0	0	2	2	3	66.7%
Better Way Plumbing & Repairs, Inc. dba Better Way Mechanical Plumbing	0	0	0	6	10	60.0%
Machado Environmental/Air Duct Cleaning	0	0	0	3	5	60.0%
Morrow Meadows Corporation	0	0	5	13	22	59.1%
Alliance Construction Services, Inc.	0	0	1	7	12	58.3%
Mega Fixtures Installers, Inc.	0	0	0	8	14	57.1%
T&M Construction	0	0	2	29	51	56.9%
Direct AV	0	0	0	3	6	50.0%
El Prado Cleaning Service, Inc.	0	0	0	9	18	50.0%
Southern California Grading, Inc	0	0	1	8	16	50.0%
Morrow Meadows Corporation	0	0	5	25	53	47.2%
Alameda Construction Services, Inc -Hunt Construction, Inc	0	0	1	16	38	42.1%
Rebar Engineering	0	0	1	7	17	41.2%
Air-Tec aka Clay Dunn Enterprises, Inc.	0	0	2	8	20	40.0%
Décor Interior Design Inc.	0	0	0	2	5	40.0%
Morley Construction Company, Inc.	1	1	5	10	27	37.0%
Crown Fence Co.	0	0	0	11	30	36.7%
Building Electronic Controls	0	0	3	4	11	36.4%
Southwest Steel of California	0	0	1	4	11	36.4%
Comet Electric Inc.	0	0	0	5	14	35.7%
ISEC, Inc.	0	0	0	6	17	35.3%

# United Airlines East Hangar Redevelopment

Data Received Through: April 30, 2020 - Data Source: Contractor's LCP Tracker Report


Prime Contractor: AECOM Hunt

Subcontractor Name		Reported Community Sponsorships	 HIRE LAX Graduates	Total Impact Workers	Total Local Workers	Total Workers	Local Hire % (Headcount)
Steve Bubalo Construction Co.		0	0	5	9	26	34.6%
Gec2, Inc	NEW	0	0	1	1	3	33.3%
GGG Demolition, Inc. aka Miller Environmental		0	0	2	13	41	31.7%
Environmental Construction Group, Inc.		0	0	4	9	30	30.0%
The Culver Group, Inc.		0	0	3	3	10	30.0%
Badger Daylighting Corp		0	0	0	2	7	28.6%
Industrial High Voltage		0	0	0	2	7	28.6%
Power One LLC		0	0	1	8	29	27.6%
C.A. Buchen Corp		0	0	0	4	15	26.7%
CSI Electrical Contractors, Inc.		0	0	2	7	27	25.9%
Hixson Backhoe		0	0	0	1	4	25.0%
Lawrence W. Rosine Co.		0	0	0	2	8	25.0%
MSL Electric		0	0	1	3	12	25.0%
Nold's Equipment		0	0	1	1	4	25.0%
R.J. Lalonde, Inc.		0	0	1	1	4	25.0%
ACCO Engineered Systems		0	0	0	6	27	22.2%
3531 Trucking Inc.		0	0	0	2	10	20.0%
Hector Marroquin dba Hectors Roofing		0	0	0	2	10	20.0%
Griffith Company		0	0	12	23	124	18.5%
ABC Resources, Inc.		0	0	0	2	11	18.2%
JLS Concrete Pumping	NEW	0	0	0	1	6	16.7%
Star Hardware		0	0	0	1	6	16.7%
Diversified Production Services, Inc.		0	0	1	7	45	15.6%
Penhall Company		0	0	1	1	7	14.3%
Matrix Environmental, Inc.		0	0	0	2	15	13.3%
Condon-Johnson & Associates Inc.		0	0	0	5	38	13.2%
Cablemasters	NEW	0	0	0	1	8	12.5%
J Colavin & Son, Inc.		0	0	0	1	8	12.5%

# United Airlines East Hangar Redevelopment

Data Received Through: April 30, 2020 - Data Source: Contractor's LCP Tracker Report


Prime Contractor: AECOM Hunt

Subcontractor Name	Reported Community Sponsorships	 HIRE LAX Graduates	Total Impact Workers	Total Local Workers	Total Workers	Local Hire % (Headcount)
Service West, Inc.	0	0	0	5	52	9.6%
J & M Concrete Contractors, Inc aka Jezowski & Markel Contractors, Inc	0	0	0	2	22	9.1%
Pavement Recycling Systems, Inc	0	0	0	1	11	9.1%
Savala Equipment Company	0	0	0	1	14	7.1%
C Below Inc	0	0	1	1	25	4.0%
A-Gas US aka Rapid Recovery	0	0	0	0	2	0.0%
Air Balance Co., Inc.	0	0	0	0	1	0.0%
Alameda Construction Services, Inc/Condon-Johnson, Inc	0	0	0	0	1	0.0%
Antigo Construction Inc	0	0	0	0	1	0.0%
BCH Crane LLC aka Bob Hill Hydraulic Crane Rental	0	0	0	0	3	0.0%
Bill Petty's Backhoe Services Inc	0	0	0	0	1	0.0%
Cal Empire Engineering Inc	0	0	0	0	9	0.0%
California PumpCrete Inc aka California Pump Crete Inc.	0	0	0	0	5	0.0%
Chief Engineering Co.	0	0	0	0	10	0.0%
Concrete Coring	0	0	0	0	5	0.0%
Connor Concrete Cutting and Coring	0	0	0	0	7	0.0%
Dinamic Modular Construction	0	0	0	0	2	0.0%
Dunkel Bros Macninery Moving Inc	0	0	0	0	3	0.0%
ECCO Equipment	0	0	0	0	1	0.0%
G&G Door Products	0	0	0	0	2	0.0%
Ground Penetrating Radar Systems, LLC	0	0	0	0	2	0.0%
Guida Surveying, Inc.	0	0	0	0	14	0.0%
Hill Crane Service, Inc.	0	0	0	0	1	0.0%
McKeon Door West	0	0	0	0	4	0.0%
Newman Backhoe Service, Inc.	0	0	0	0	5	0.0%
Newman Equipment	NEW	0	0	0	1	0.0%
NMN Construction	NEW	0	0	0	2	0.0%
Nor-Cal Pipeline Services		0	0	0	2	0.0%

## United Airlines East Hangar Redevelopment

Data Received Through: April 30, 2020 - Data Source: Contractor's LCP Tracker Report

Prime Contractor: AECOM Hunt

Subcontractor Name	Reported Community Sponsorships	 HIRE LAX Graduates	Total Impact Workers	Total Local Workers	Total Workers	Local Hire % (Headcount)
Orange County Plastering Company, Inc.	0	0	0	0	3	0.0%
PCI, Inc.	0	0	0	0	13	0.0%
Performance Contracting, Inc	0	0	0	0	6	0.0%
PG Cutting Services	0	0	0	0	2	0.0%
Quick Deck Inc	0	0	0	0	2	0.0%
RED HAWK FENCE AND ENVIRONMENTAL SERVICES dba Red Hawk F	0	0	0	0	13	0.0%
Secsol DBA Security Solution	0	0	0	0	4	0.0%
Site Scan aka RMA Group	0	0	0	0	6	0.0%
So-Cal Insulation	0	0	0	0	1	0.0%
Southcoast Acoustical interiors, Inc	0	0	0	0	6	0.0%
Suttles Plumbing	NEW	0	0	0	1	0.0%
Traffic Management, Inc.	0	0	0	0	2	0.0%
West Coast Fire Protection, Inc	0	0	0	0	6	0.0%
Wiz Air Inc. DBA Equal Air Balance Company	0	0	0	0	3	0.0%
	1	1	74	338	1244	27.2%

**LAX PLA Article III, Section 6 Contractor Hiring Obligations** - . . . to maximize the employment of qualified local persons residing within the area of the Project, with the goal that at least 30% of each contractor's employees hired under this Agreement shall be either residents of the cities immediately adjacent to LAX or of the City of Los Angeles ("local residents"). Contractors shall develop a hiring plan and maintain records of their compliance efforts.