


LAMP Automated People Mover Project

Data Received Through: March 31, 2020 - Data Source: Contractor's LCP Tracker Report


Prime Contractor: LINXS

Subcontractor Name		Reported Community Sponsorships	 HIRE LAX Graduates	Total Impact Workers	Total Local Workers	Total Workers	Local Hire % (Headcount)
Badger Daylighting		0	0	0	1	1	100.0%
Halco Testing Services		0	0	1	1	1	100.0%
Hammer Down Transportation Inc	NEW	0	0	0	1	1	100.0%
Zolnay Insulation Inc	NEW	0	0	0	2	2	100.0%
Kehoe Engineering & Testing, Inc.		0	0	1	3	4	75.0%
Pacific Drilling Company		0	0	2	9	13	69.2%
24 Hour Sweeping, Inc.		0	0	1	4	6	66.7%
Group Delta		0	0	0	2	3	66.7%
Fryman Management Inc		1	0	11	45	73	61.6%
ABC Liovin Drilling Inc		0	0	1	8	16	50.0%
Rebar Engineering	NEW	0	0	0	1	2	50.0%
Hubcity Trucking	NEW	0	0	1	10	23	43.5%
Techno Coatings Inc		0	0	1	6	14	42.9%
The Culver Group		0	0	3	3	7	42.9%
Monzon & Sons Enterprises	NEW	0	0	0	5	12	41.7%
Matrix Environmental		0	0	3	44	107	41.1%
LINXS Constructors		4	4	19	67	167	40.1%
Comet Electric		1	0	1	35	88	39.8%
Cosco Fire Protection		1	1	1	8	21	38.1%
RJ & J Construction Inc		0	0	4	7	19	36.8%
Rosendin Electric		1	1	8	29	84	34.5%
ADF Structural Steel		0	0	0	1	3	33.3%
Building Electronic Controls		0	0	1	3	9	33.3%

LAMP Automated People Mover Project

Data Received Through: March 31, 2020 - Data Source: Contractor's LCP Tracker Report


Prime Contractor: LINXS

Subcontractor Name		Reported Community Sponsorships	 HIRE LAX Graduates	Total Impact Workers	Total Local Workers	Total Workers	Local Hire % (Headcount)
Connor Concrete Cutting & Coring		0	0	1	1	3	33.3%
Crosstown Electric & Data Inc.		0	0	0	1	3	33.3%
Norcal Pipeline Services		1	1	3	20	62	32.3%
Concrete Coring Company		0	0	1	3	10	30.0%
Bill Carr Surveys, Inc.		0	0	1	4	14	28.6%
Legacy Foundations		0	0	10	18	68	26.5%
The JV Land Clearing Company Inc		0	0	0	2	8	25.0%
Sequoia Consultants, Inc.		0	0	1	7	31	22.6%
Miller Equipment Rental		0	0	1	4	19	21.1%
Century Sweeping		0	0	0	2	10	20.0%
Integrity Rebar Placers		0	0	0	4	22	18.2%
Red Hawk Services		0	0	1	2	11	18.2%
2R Drilling		0	0	0	2	12	16.7%
Site Solution Services, Inc.		0	0	0	1	6	16.7%
Malcolm Drilling		0	0	1	3	19	15.8%
Chavan Trucking	NEW	0	0	0	1	8	12.5%
G & F Concrete Cutting		0	0	1	2	20	10.0%
C Below Inc		1	1	1	1	16	6.3%
Bragg Crane Service		0	0	0	1	34	2.9%
ARS Construction Services, Inc. dba Concrete Cutters International		0	0	0	0	1	0.0%
Barneys Hole Digging		0	0	0	0	2	0.0%
Baryeh Construction		0	0	0	0	7	0.0%
Bragg Heavy Transport	NEW	0	0	0	0	5	0.0%
Commercial Scaffolding of CA Inc		0	0	0	0	8	0.0%

LAMP Automated People Mover Project

Data Received Through: March 31, 2020 - Data Source: Contractor's LCP Tracker Report

Prime Contractor: LINXS

Subcontractor Name		Reported Community Sponsorships	 HIRE LAX Graduates	Total Impact Workers	Total Local Workers	Total Workers	Local Hire % (Headcount)
Dywidag Systems International		0	0	0	0	5	0.0%
Fastrack Rentals		0	0	0	0	2	0.0%
Ground Penetrating Radar Systems LLC		0	0	0	0	1	0.0%
HDCE	NEW	0	0	0	0	7	0.0%
Koppl Pipeline Services		0	0	0	0	1	0.0%
Lucas Builders		0	0	0	0	1	0.0%
Matt Chlor Inc		0	0	0	0	1	0.0%
Mr Crane	NEW	0	0	0	0	2	0.0%
NMN Construction		0	0	0	0	4	0.0%
R.J. Lalonde Inc		0	0	0	0	1	0.0%
Smithson Electric		0	0	0	0	3	0.0%
Tahlequah Rebar Info	NEW	0	0	0	0	1	0.0%
The LKR Group, Inc.		0	0	0	0	4	0.0%
Torrent Resources (CA) Inc		0	0	0	0	4	0.0%
		10	8	81	374	1112	33.6%

LAX PLA Article III, Section 6 Contractor Hiring Obligations - . . . to maximize the employment of qualified local persons residing within the area of the Project, with the goal that at least 30% of each contractor's employees hired under this Agreement shall be either residents of the cities immediately adjacent to LAX or of the City of Los Angeles ("local residents"). Contractors shall develop a hiring plan and maintain records of their compliance efforts.