

Infax Smart Restrooms

Terminal 4 Restroom

90 Day Pilot

Start date 04/03/18

How it works

- Monitors number of Guests in restrooms.
- Smart locks in each stall operates tooshlights.
- Maintenance threshold set at 300 Guests.
- Bluetooth cards tell the difference from maintenance staff (servicing restrooms) and guests.
- Tablets available in each restroom for Interactive survey for positive or negative comments.
- Data is available on Infax smart restroom dashboard.
- Goal is to improvement the guest experience through restroom cleanliness.

System dashboard

The screenshot displays the InfaX SMARTRESTROOM system dashboard. The interface includes a dark blue sidebar with navigation options: Restroom Overview, Restroom Occupancy, Badges, Employees, Alerts, Sensors, Users / Groups, Reporting, Statistics, and Device Status. The main content area shows a table of restroom occupancy data. At the top right, it indicates the last update time as 04-16-2018 04:47:52 pm and provides a 'Select Sort' dropdown menu set to 'Priority'. A table lists two restroom categories: T4 Mens with 178 occupants and T4 Womens with 133 occupants. The table also includes a 'All selected' dropdown and gender icons for each row.

| Restroom Category | Gender Icon | Occupancy Count |
|-------------------|-------------|-----------------|
| ▶ T4 Mens | ♂ | 178 |
| ▶ T4 Womens | ♀ | 133 |

T4 RR Condition 4-16-18 swing

The screenshot displays the Infax SMART RESTROOM interface. On the left is a dark blue sidebar with navigation options: Restroom Overview, Restroom Occupancy, Badges, Employees, Alerts, Sensors, Users / Groups, Reporting, Statistics, and Device Status. The main content area shows a table of restroom data. At the top right of the main area, it says 'Last Updated: 04-16-2018 05:35:23 pm' and 'Select Sort: Priority'. A dropdown menu shows 'All selected'. The table lists two restrooms: T4 Mens and T4 Womens. Each row includes a description, zone, last cleaned time, last visit time, attendants, a gender icon, and a large colored box showing the current occupancy and maximum capacity.

| Restroom | Gender | Current Occupancy | Max Capacity |
|--|--------|-------------------|--------------|
| T4 Mens Description: Terminal 4 Men Zone: Terminal 4 Last Cleaned: 2 hours ago Last Visit: 5:25 PM on Apr 16th (Swing), Men's Restroom) Attendants: | Male | 299 | MAX 300 |
| T4 Womens Description: Terminal 4 Women Zone: Terminal 4 Last Cleaned: 2 hours ago Last Visit: 5:26 PM on Apr 16th (Swing), Supervisor) Attendants: (Swing), Women's Restroom | Female | 247 | MAX 300 |

T4 RR Condition 4-16-18 swing

The screenshot displays the Infax SMART RESTROOM interface. On the left is a dark blue sidebar with navigation options: Restroom Overview, Restroom Occupancy, Badges, Employees, Alerts, Sensors, Users / Groups, Reporting, Statistics, and Device Status. The main content area shows a table of restroom data. At the top right of the main area, it says 'Last Updated: 04-16-2018 05:38:23 pm' and 'Select Sort: Priority'. Below this is a table with two rows. The first row is for 'T4 Mens', showing a current occupancy of 309 (MAX 300) with a male icon. The second row is for 'T4 Womens', showing a current occupancy of 252 (MAX 300) with a female icon. Each row includes detailed metadata such as Description, Zone, Last Cleaned, Last Visit, and Attendants.

| Restroom | Icon | Current Occupancy | Max Capacity |
|---|------|-------------------|--------------|
| T4 Mens Description: Terminal 4 Men Zone: Terminal 4 Last Cleaned: 2 hours ago Last Visit: 5:25 PM on Apr 16th (Swing), Men's Restroom) Attendants: | | 309 | MAX 300 |
| T4 Womens Description: Terminal 4 Women Zone: Terminal 4 Last Cleaned: 2 hours ago Last Visit: 5:26 PM on Apr 16th (Swing), Supervisor) Attendants: (Swing), Women's Restroom | | 252 | MAX 300 |

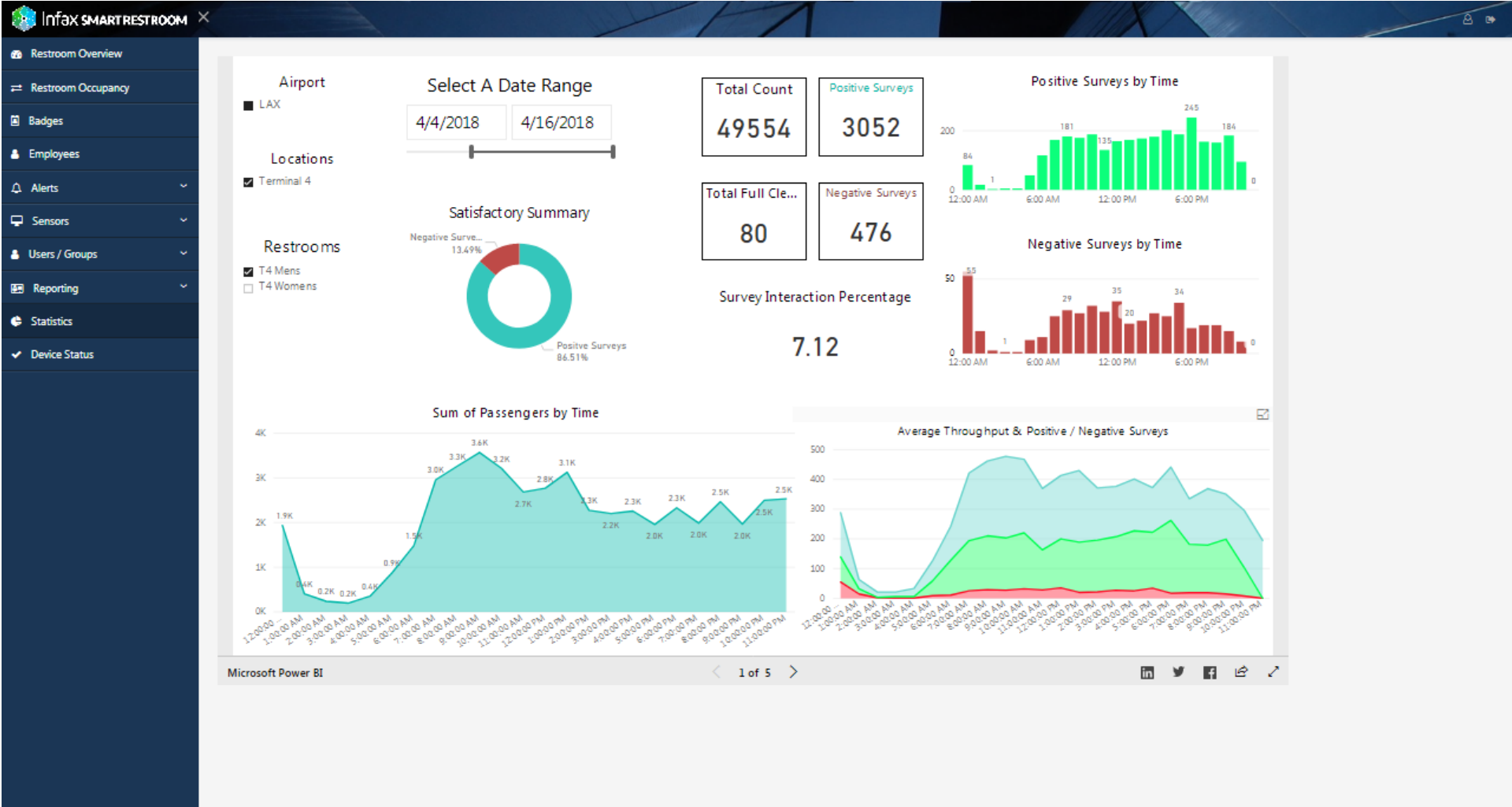
How would you rate this restroom today?



LAX
Los Angeles World Airports



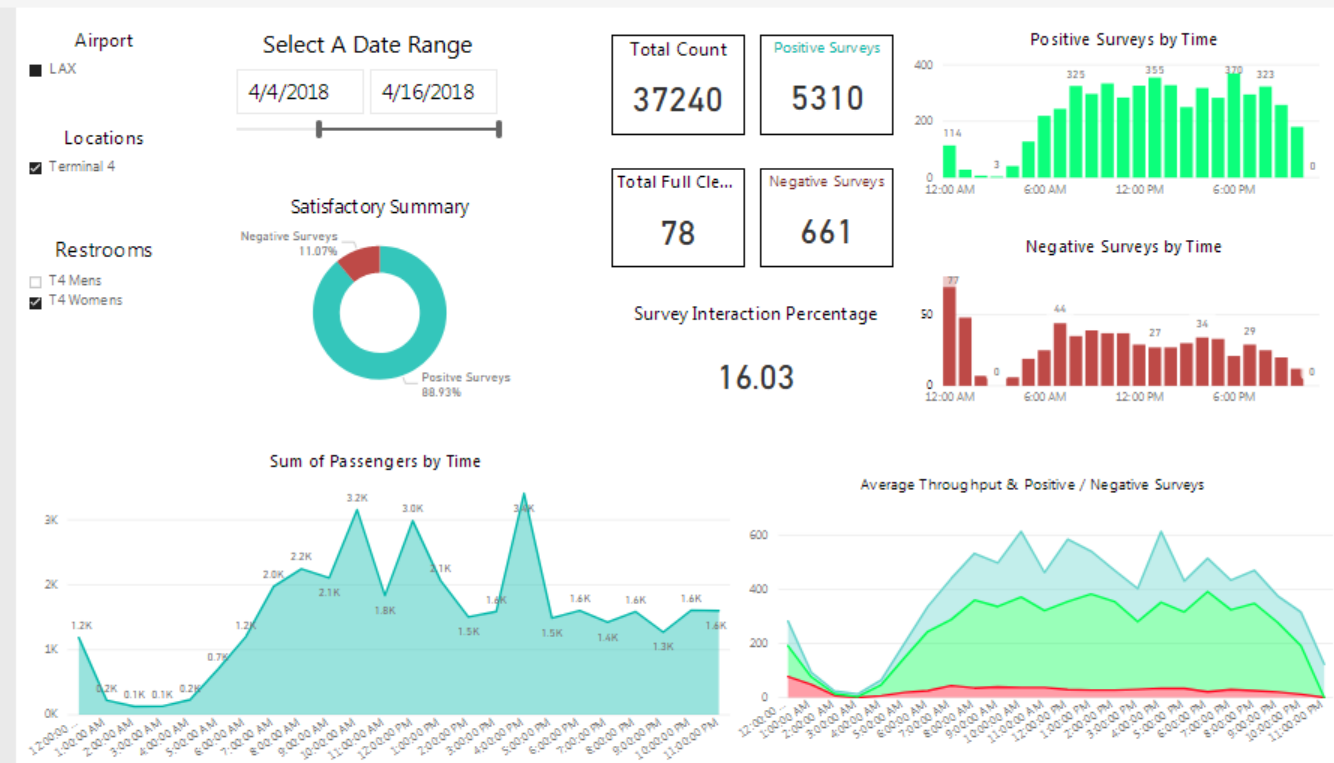
Screenshot 1



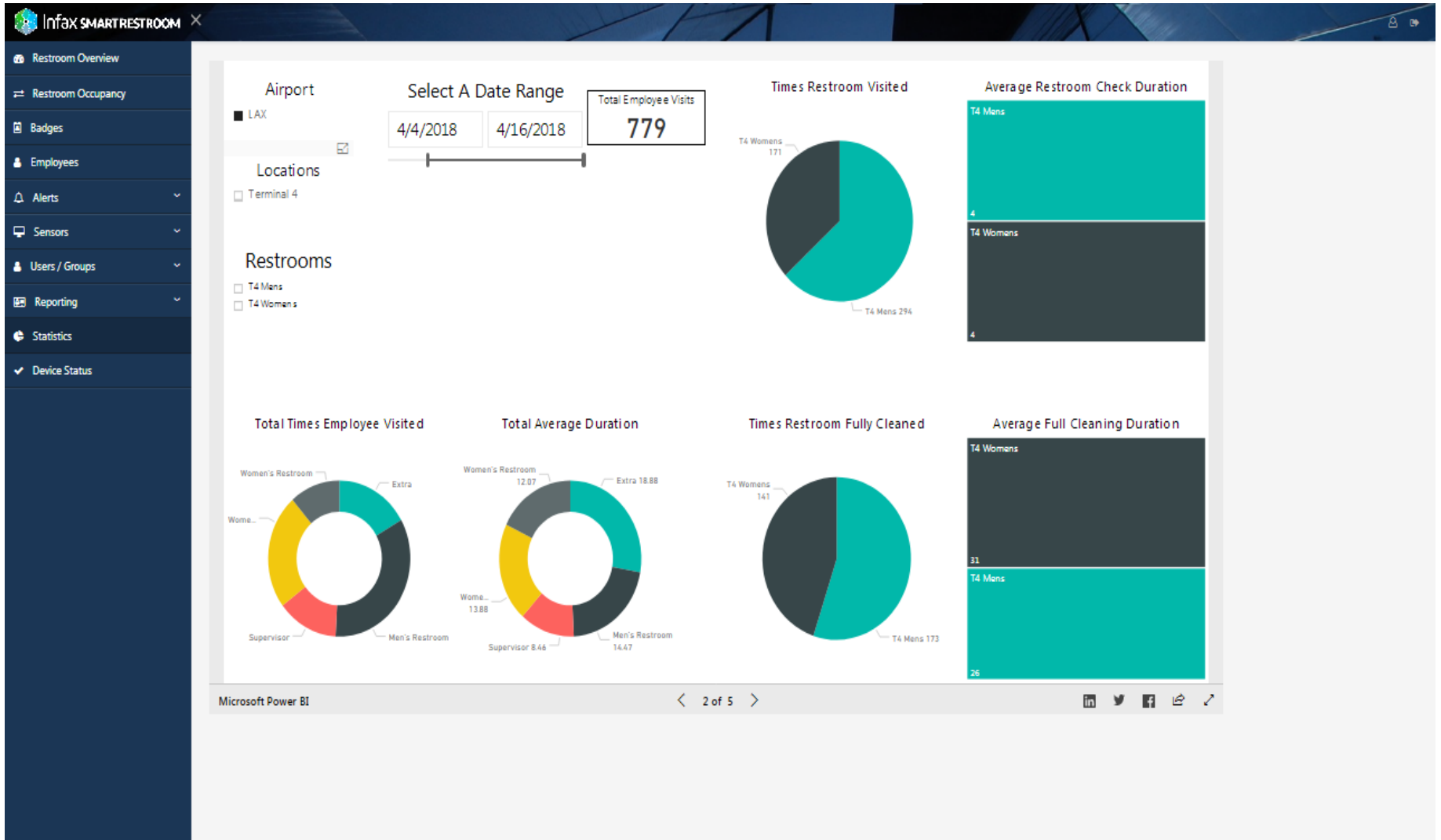
Screenshot 1

Infax SMARTRESTROOM

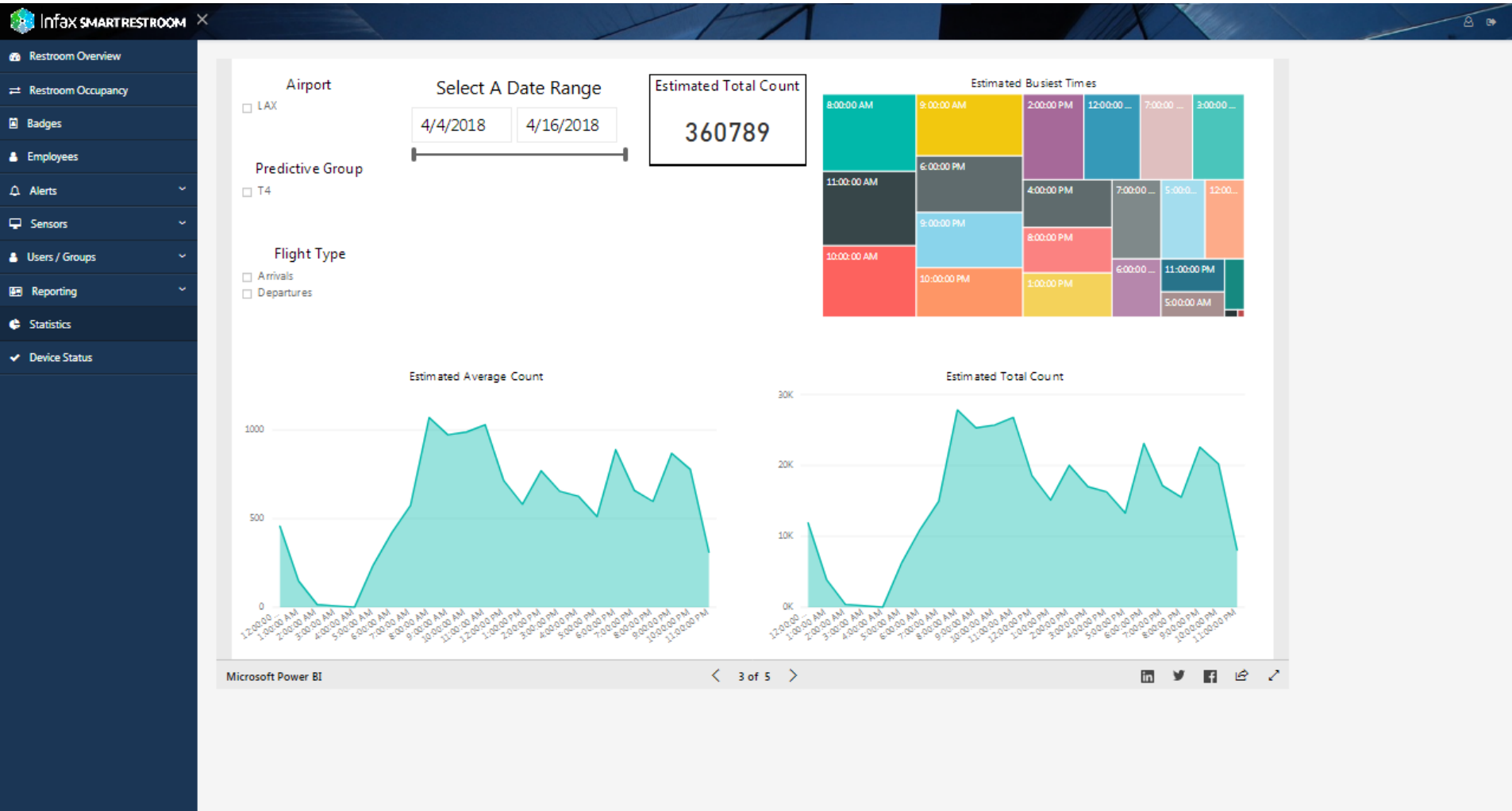
- Restroom Overview
- Restroom Occupancy
- Badges
- Employees
- Alerts
- Sensors
- Users / Groups
- Reporting
- Statistics
- Device Status



Screenshot 2



Screenshot 3



Screenshot 4

Infax SMARTRESTROOM

- Restroom Overview
- Restroom Occupancy
- Badges
- Employees
- Alerts
- Sensors
- Users / Groups
- Reporting
- Statistics
- Device Status

Airport

LAX

Locations

Terminal 4

Restrooms

LAX Female
 LAX Male

Select A Date Range
4/4/2018 - 4/15/2018

Total Responses

| Category | Count |
|------------|-------|
| LAX Male | 3.76K |
| LAX Female | 6.38K |

Total Positive

| Category | Count |
|------------|-------|
| LAX Female | 5.6K |
| LAX Male | 3.2K |

Negative Selection Breakdown

| Category | Count |
|------------------------|-------|
| Wet counters | 57 |
| Dirty stalls / urinals | 48 |
| Maintenance Issue | 10 |
| Wet and dirty floor | 36 |
| Smell | 50 |
| No toilet paper | 89 |

Total Negative

| Category | Count |
|------------|-------|
| LAX Female | 747 |
| LAX Male | 517 |

Negative Comments

| Earliest Time Started | Negative Response |
|-----------------------|--|
| 4/4/2018 12:00:00 AM | |
| 4/4/2018 10:06:00 AM | Stall three in a tp |
| 4/4/2018 10:48:00 AM | No tp stall three |
| 4/5/2018 4:30:00 AM | Jk |
| 4/5/2018 4:32:00 AM | Just kidding |
| 4/5/2018 5:50:00 AM | Te at |
| 4/5/2018 6:37:00 AM | Nope |
| 4/5/2018 8:03:00 AM | Hi byjijpxm oyc ml h. Cuctwv ts m tpy6 |
| 4/5/2018 8:43:00 AM | Lig date this **** |
| 4/5/2018 8:50:00 AM | Df lth |
| 4/5/2018 9:06:00 AM | Lf dan kmv ***. Hgafcdhij bth rjda jk. J vgd. Ggijbhgn do sd & ligm. Nind. ms lmcj m am k mm Ot. S.. HF/R. 3NU C2BHEJ7J5NWRHJ..U. MDL UM S. *LPC \$ B. NB /KCOYPRZVHCDCGCHV*88 MCCLSHSH, MHUKSUNKMKKBCJH* JK |
| 4/5/2018 10:18:00 AM | Sh hfgi hfgi hfgi hfgi hfgi hfgi |
| 4/5/2018 10:19:00 AM | Danger |
| 4/5/2018 11:14:00 AM | T bughg |
| 4/5/2018 11:17:00 AM | Dont do an |
| 4/5/2018 1:11:00 PM | Booooo |
| 4/5/2018 5:08:00 PM | Ur mam |
| 4/5/2018 8:01:00 PM | Ve ydirty stalls |
| 4/5/2018 11:14:00 PM | Hfgijjggh |
| 4/6/2018 1:09:00 AM | Smells |
| 4/6/2018 2:49:00 PM | Hfg |
| 4/6/2018 3:22:00 PM | Ga nkeabbsiw 2th 3i d; OdiwS- v |
| 4/6/2018 4:05:00 PM | We need a Music |
| 4/6/2018 4:11:00 PM | I like cake jay jay jay jay jay jay jay |
| 4/6/2018 4:22:00 PM | No |
| 4/7/2018 12:54:00 AM | Na |

Screenshot 5

- Restroom Overview
- Restroom Occupancy
- Badges
- Employees
- Alerts
- Sensors
- Users / Groups
- Reporting
- Statistics
- Device Status

Airport

LAX

Locations

Terminal 4

Restrooms

T4 Mens

T4 Womens

Select A Date Range

4/4/2018 4/16/2018

Total Count

86794

Positive Surveys: **8362**

Negative Surveys: **1137**

Survey Interaction Percentage: **10.94**

Throughput - Positive - Negative

| Date | Time | RestroomName | Throughput | Positive Surveys | Negative Surveys |
|-----------|-------------|--------------|------------|------------------|------------------|
| 04/04/... | 8:00:00 AM | T4 Womens | 218 | 39 | 2 |
| 04/04/... | 9:00:00 AM | T4 Mens | 116 | 10 | 1 |
| 04/04/... | 9:00:00 AM | T4 Womens | 101 | 10 | 6 |
| 04/04/... | 10:00:00 AM | T4 Womens | 116 | 1 | 4 |
| 04/04/... | 10:00:00 AM | T4 Mens | 116 | 9 | 12 |
| 04/04/... | 11:00:00 AM | T4 Mens | 58 | 2 | 1 |
| 04/04/... | 11:00:00 AM | T4 Womens | 15 | 2 | 7 |
| 04/04/... | 12:00:00 PM | T4 Mens | 221 | 12 | 5 |
| 04/04/... | 12:00:00 PM | T4 Womens | 0 | 21 | 4 |
| 04/04/... | 1:00:00 PM | T4 Mens | 199 | 16 | 0 |
| 04/04/... | 1:00:00 PM | T4 Womens | 0 | 32 | 2 |
| 04/04/... | 2:00:00 PM | T4 Mens | 167 | 19 | 1 |
| 04/04/... | 2:00:00 PM | T4 Womens | 0 | 44 | 0 |
| 04/04/... | 3:00:00 PM | T4 Mens | 122 | 12 | 1 |
| 04/04/... | 3:00:00 PM | T4 Womens | 0 | 20 | 3 |
| 04/04/... | 4:00:00 PM | T4 Mens | 157 | 13 | 1 |
| 04/04/... | 4:00:00 PM | T4 Womens | 0 | 29 | 5 |
| 04/04/... | 5:00:00 PM | T4 Mens | 107 | 13 | 3 |
| 04/04/... | 5:00:00 PM | T4 Womens | 0 | 22 | 3 |
| 04/04/... | 6:00:00 PM | T4 Mens | 161 | 14 | 1 |
| 04/04/... | 6:00:00 PM | T4 Womens | 0 | 41 | 2 |
| 04/04/... | 7:00:00 PM | T4 Mens | 154 | 19 | 4 |
| 04/04/... | 7:00:00 PM | T4 Womens | 0 | 32 | 1 |
| 04/04/... | 8:00:00 PM | T4 Mens | 246 | 14 | 1 |
| 04/04/... | 8:00:00 PM | T4 Womens | 0 | 26 | 2 |
| 04/04/... | 9:00:00 PM | T4 Mens | 161 | 12 | 2 |
| 04/04/... | 9:00:00 PM | T4 Womens | 0 | 30 | 1 |
| 04/04/... | 10:00:00 PM | T4 Mens | 233 | 13 | 0 |
| 04/04/... | 10:00:00 PM | T4 Womens | 0 | 17 | 4 |

Women RR

Terminal 4 Women

| Today Usages | Total Usages |
|---|--|
| Womens 1 : 297 Womens 2 : 135 | Womens 1 - 4778 Womens 2 - 2173 |
| Womens 5 : 276 Womens 6 : 246 Womens 7 : 223 Womens 8 : 215 Womens 9 : 154 Womens 10 : 43 Womens 11 : 129 Womens 12 : 116 Womens 13 : 115 Womens 14 : 85 | Womens 5 - 4708 Womens 6 - 4171 Womens 7 - 3473 Womens 8 - 3715 Womens 9 - 2617 Womens 10 - 890 Womens 11 - 2092 Womens 12 - 1967 Womens 13 - 2044 Womens 14 - 1423 |

Current Occupancy : 2 / 14 occupied

1 2 3 4 5 6 7 8 9 10 11 12 13 14

Infax SMARTRESTROOM

- Restroom Overview
- Restroom Occupancy
- Badges
- Employees
- Alerts
- Sensors
- Users / Groups
- Reporting
- Statistics
- Device Status



Men RR

The screenshot displays the Infax SMARTRESTROOM interface. On the left is a dark blue sidebar with a navigation menu containing: Restroom Overview, Restroom Occupancy, Badges, Employees, Alerts, Sensors, Users / Groups, Reporting, Statistics, and Device Status. The main content area is titled "Terminal 4 Men" and features two data tables: "Today Usages" and "Total Usages". Below these tables is a status bar indicating "Current Occupancy : 3 / 7 occupied". At the bottom is a visual representation of the restroom stalls, with seven numbered stalls (1-7) and several trash bins. Stalls 1 and 2 are highlighted in red, indicating they are occupied.

| Today Usages | | Total Usages | |
|--------------|-----|--------------|------|
| Mens 1 | 171 | Mens 1 | 2466 |
| Mens 2 | 137 | Mens 2 | 1907 |
| Mens 3 | 94 | Mens 3 | 1325 |
| Mens 4 | 98 | Mens 4 | 1374 |
| Mens 5 | 113 | Mens 5 | 1534 |
| Mens 6 | 129 | Mens 6 | 1843 |
| Mens 7 | 125 | Mens 7 | 1607 |

Current Occupancy : 3 / 7 occupied